

Optimising Wind Energy Capture: An IoT-Based Approach to Height Adjustment in Roadside Wind Turbines

A Rahman Mat
Faculty of Computer Science & IT
Universiti Malaysia Sarawak
94300, Kota Samarahan, MALAYSIA
marahman@unimas.my

Faizatul Fitri Bostamam
Faculty of Computer Science & IT
Universiti Malaysia Sarawak
94300, Kota Samarahan, MALAYSIA
73449@siswa.unimas.my

Abstract— This study aims to develop an Internet of Things (IoT)-based Automated Height Adjusting Roadside Wind Turbine to enhance the efficiency of wind energy capture. The primary research objective is to investigate the relationship between varying wind speeds and the optimal height settings for roadside wind turbines. The study employs a scaled-down version of a roadside wind turbine, simulating real-world conditions to gather real-time data on wind speed, turbine height, and power generation. Through iterative testing and data analysis, the project evaluates the performance of the wind turbine at different height adjustments in response to fluctuating wind conditions. Preliminary results indicate a significant correlation between wind speed and the optimal height settings for maximising energy capture. The data collected from the scaled-down turbine provides insights that can be extrapolated to predict the performance of full-scale roadside wind turbines, suggesting a potential framework for future implementations. This research contributes to the field of renewable energy by integrating IoT technology with wind turbine design, offering a novel approach to optimise energy capture in roadside applications. The findings have implications for the development of more efficient wind energy solutions, paving the way for enhanced sustainability in urban environments.

Keywords— *Automated height adjustment, Internet of Things, Roadside wind turbines, Scaled-down testing, Wind energy optimisation*

I. INTRODUCTION

In the contemporary landscape of energy production, the quest for sustainable and renewable energy sources has gained unprecedented momentum. As the world grapples with the dual challenges of climate change and energy security, wind energy has emerged as a significant player in the portfolio of renewable energy options. Wind energy, harnessed through the use of wind turbines, is not only abundant but also increasingly cost-effective, making it an attractive alternative to fossil fuels. With advancements in technology and a growing emphasis on reducing carbon emissions, the development and optimisation of wind energy systems have become critical areas of research and innovation.

Wind energy is generated by converting the kinetic energy of wind into electrical energy through the use of turbines. These turbines can be deployed in various settings, including offshore and onshore locations, and more recently, in roadside environments. The latter has garnered attention due to its potential to integrate renewable energy generation into existing infrastructure, thereby contributing to energy

resilience and sustainability in urban and semi-urban areas. Roadside wind turbines offer several benefits, including the ability to generate clean energy close to where it is consumed, reducing transmission losses and enhancing energy security. Moreover, they can serve as a supplementary energy source for various applications, such as powering streetlights, traffic signals, and other roadside utilities.

Despite the promising potential of roadside wind turbines, several challenges must be addressed to optimise their performance and maximise energy capture. One of the critical factors influencing the efficiency of wind turbines is their height [1]. The relationship between turbine height and wind speed is complex and varies significantly across different geographical locations and environmental conditions [2]. Generally, higher turbines can capture stronger and more consistent winds, leading to increased energy production. However, the optimal height for a roadside wind turbine is not a one-size-fits-all solution; it is contingent upon various factors, including local wind patterns, surrounding structures, and environmental regulations.

This study aims to develop an IoT-based Automated Height Adjusting Roadside Wind Turbine designed to optimise wind energy capture by dynamically adjusting the turbine's height based on real-time wind speed data. By implementing an IoT framework, the system will continuously monitor wind conditions and adjust the turbine height accordingly, thereby enhancing its efficiency and energy output. The innovation lies in the integration of automation and real-time data analytics, which can lead to a more responsive and adaptable wind energy system.

To evaluate the effectiveness of this development, a scaled-down version of the roadside wind turbine will be tested under simulated real-world conditions. This experimental approach aims to analyse real-time data concerning wind speed, turbine height, and the power generated. By examining these variables, the project seeks to uncover the relationship between varying wind speeds and the optimal height settings for roadside wind turbines. Additionally, the research will explore how the data collected from the scaled-down version can be utilised to predict the performance of full-scale roadside wind turbines, thereby providing valuable insights for future implementations.

The research questions guiding this project are twofold: First, what is the relationship between varying wind speeds and the optimal height settings for roadside wind turbines? This question seeks to establish a clear understanding of how

different wind conditions impact the efficiency of wind turbines at various heights. Understanding this relationship is crucial for designing turbines that can adapt to local wind patterns and maximise energy generation. Second, how can the collected data from the scaled-down version of the project be effectively utilised to predict the performance of full-scale roadside wind turbines? This question addresses the applicability of the experimental findings to real-world scenarios, ensuring that the insights gained can inform the design and operation of larger-scale systems.

The rest of this paper is organized as follows. Section 2 gives a short overview on the various work related to the wind energy capture and the methodologies employed in similar studies. This is followed in Section 3 by giving the methodology employed in the development and evaluation of an IoT-based Automated Height Adjusting Roadside Wind Turbine. Section 4 presents the result from the experimental evaluation of the IoT prototype developed. Section 5 describes our experience and lesson learnt from this project. Finally, in Section 6 we conclude the paper and provide several suggestions for future research.

II. LITERATURE REVIEW

The increasing demand for renewable energy sources has led to significant advancements in wind energy technology, particularly in the optimisation of wind turbine performance. This literature review examines the existing body of research on wind energy capture, the impact of turbine height on energy efficiency, and the integration of IoT applications in renewable energy systems. Additionally, it discusses methodologies employed in similar studies, providing a comprehensive understanding of the current landscape in this field.

Wind energy capture is significantly influenced by various factors, including wind speed, turbine design, and height. According to [3], the relationship between wind speed and turbine performance is primarily governed by the cubic law of wind power, which states that power generation is proportional to the cube of wind speed. This implies that even small increases in wind speed can lead to substantial increases in energy output.

Research conducted by [4] highlights the importance of turbine height in capturing wind energy. Their study demonstrates that taller turbines can access higher wind speeds, which are typically found at elevated altitudes. This finding is corroborated by a comprehensive analysis by [5, 6], who argue that the optimal height for wind turbines is contingent upon local wind profiles and environmental conditions. They suggest that a site-specific assessment is essential for determining the ideal height for maximising energy capture.

The impact of turbine height on energy production has also been explored in various empirical studies. For instance, a study by [7] indicates that increasing turbine height can enhance energy capture by up to 30% in certain locations. Their research underscores the necessity of adapting turbine height to local wind patterns, which can vary significantly even over short distances. This adaptability is particularly relevant for roadside wind turbines, where environmental factors such as buildings, trees, and other obstacles can create turbulence and alter wind patterns.

The integration of IoT technology into renewable energy systems has emerged as a transformative approach to optimising energy capture and management. IoT devices can facilitate real-time monitoring and data collection, enabling more informed decision-making regarding energy production and consumption. As noted by [8, 9, 10, 11], IoT applications in wind energy systems can enhance operational efficiency by providing insights into turbine performance and environmental conditions.

A notable example of IoT implementation in wind energy is the use of remote sensors and data analytics to monitor wind speed and direction. According to [12, 13, 14, 15], these technologies can be employed to dynamically adjust turbine settings, including height, in response to changing wind conditions. This adaptability is particularly beneficial for roadside wind turbines, which must contend with variable wind patterns influenced by nearby structures.

Moreover, the data collected from IoT devices can be utilised to develop predictive models for energy production. Research by [16] illustrates how machine learning algorithms can analyse historical performance data to forecast future energy output based on real-time conditions. This predictive capability is crucial for optimising the operation of full-scale roadside wind turbines, as it allows for proactive adjustments to maximise energy capture.

A variety of methodologies have been employed in studies examining the relationship between wind speed, turbine height, and energy capture. Many researchers utilise computational modelling to simulate wind turbine performance under varying conditions. For instance, the study by [17] employs a numerical model to analyse the effects of turbine height on energy output, accounting for local wind profiles and atmospheric conditions.

Field studies also play a critical role in validating theoretical models. The research conducted by [5,6] includes empirical measurements of wind speed and energy output from existing turbines at different heights, providing valuable insights into real-world performance. Such studies underscore the importance of integrating both theoretical and empirical approaches to comprehensively understand the dynamics of wind energy capture.

In addition, the utilisation of scaled-down prototypes, as proposed in the current project, offers a practical avenue for testing and refining turbine designs. This approach allows researchers to gather real-time data in controlled environments, facilitating the analysis of performance metrics such as energy output, efficiency, and the impact of height adjustments. The findings from scaled-down versions can be extrapolated to predict the performance of full-scale turbines, as demonstrated by the methodologies outlined in studies by [4, 7].

III. METHODOLOGY

This section outlines the methodology employed in the development and evaluation of an IoT-based Automated Height Adjusting Roadside Wind Turbine. The project is designed to optimise wind energy capture by adjusting the turbine height in response to varying wind speeds. This method section is structured to provide a comprehensive overview of the design and development of the system, the experimental setup of the scaled-down model, the data

collection methods utilised, and the analytical techniques employed for data evaluation.

A. Design of IoT-based Automated Height Adjusting System

The design of the IoT-based automated height adjusting system is grounded in the principles of aerodynamics and renewable energy engineering. The primary objective is to create a system that can dynamically adjust the height of a roadside wind turbine to enhance energy capture efficiency based on real-time wind speed data. As shown in Fig. 1, the components involves (i) a scaled-down turbine model to capture wind energy effectively and convert it into electrical power, (ii) a height adjustment mechanism (with Screw Driven System) that facilitate the height adjustment of the turbine and controlled via a microcontroller, which processes real-time data from wind speed sensors, (iii) a sensor to detect wind speed (Anemometers 1 & 2, respectively, and distance sensor that crucial for the automated adjustment process, (iv) a microcontroller (e.g., Arduino or Raspberry Pi) was programmed to receive data from the sensors, process the information, and send commands to the height adjustment mechanism, and (v) data transmission module, as IoT module (e.g., Wi-Fi or LoRa) was integrated to enable remote data transmission and monitoring to allow for real-time data analysis and the potential for future integration into a smart grid system.

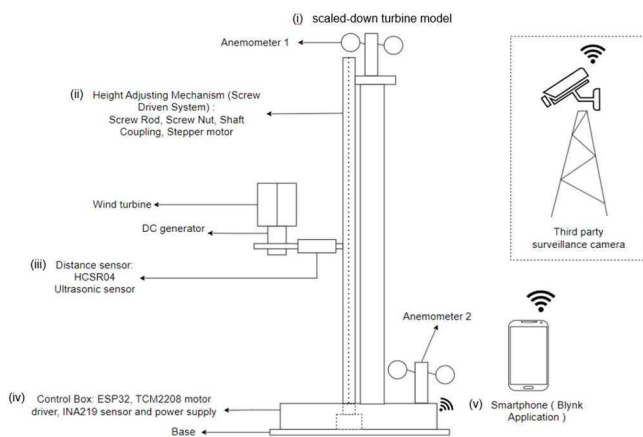


Fig. 1. System component

B. Development

The development process involved four stages (as shown in Fig. 2). This process includes (i) creating detailed sketches and specifications to outline the system's intended functionality and structural layout, (ii) prototyping using off-the-shelf components to validate the design concept, (iii) program the microcontroller to interpret sensor data and to control the height adjustment mechanism, and (iv) testing and iteration with multiple testing phases, where adjustments were made based on performance outcomes and data collected.

C. Experimental Setup for the Scaled-Down Model

The experimental setup was designed to simulate real-world conditions in a controlled environment while allowing for the collection of relevant data on wind speed, turbine height, and power output. The experiment was conducted at the Kuching-Samarahan Expressway to replicate various wind speeds. The choice of this area is based on various traffic situation, weather condition, and the surrounding geography for wind flow. The wind flow based on these factors can be in

a range of wind conditions from 1 m/s to 15 m/s. As for the scaled-down turbine configuration, it was mounted on a height-adjustable pole, allowing for various height settings (e.g., 1.5 m, 2.0 m, 2.5 m, and 3.0 m). The pole's height could be adjusted remotely via the microcontroller, enabling the system to respond dynamically to changing wind conditions.

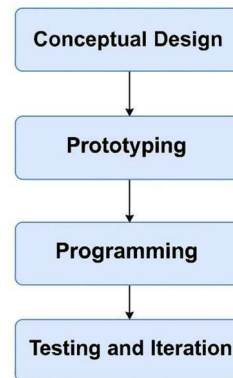


Fig. 2. Development stages

On the other hand, the experimentation process requires the following steps (as shown in Fig. 3) including (i) calibrate the all sensors prior to the experiment to ensure accuracy in measurement, (ii) baseline measurement in needed to be taken at each height setting with consistent wind speed to establish baseline performance metrics, (iii) dynamic testing with the wind speed was varied systematically while the height of the turbine was adjusted in real-time based on the pre-defined algorithm programmed into the microcontroller, and (iv) data was collected continuously throughout the testing phase, with specific attention paid to the correlation between wind speed, turbine height, and power output.

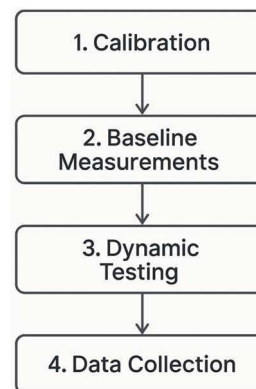


Fig. 3. Experiment procedure

D. Data Collection Methods

The data collection methods employed in this research (as shown in Table 1) were designed to ensure comprehensive and reliable data acquisition, enabling robust analysis of the performance of the automated height adjusting system.

E. Analytical Techniques for Data Evaluation

The collected data was subjected to produce data visualisation for presenting the findings clearly. Graphs and charts, such as scatter plots and line graphs, were used to illustrate the relationships between the variables and to highlight trends observed during the experiments. The

statistical analysis was performed using software such as R to identify the mean, median, and standard deviation of wind speeds, turbine heights, and power outputs. To extrapolate findings from the scaled-down model to potential full-scale implementations, predictive modelling was conducted using regression analysis. While machine learning techniques such as decision trees were considered, the limited dataset (44 test runs) was more appropriately analysed using traditional regression methods. The model aimed to estimate power output based on wind speed and turbine height, providing preliminary insights into full-scale turbine performance.

Table 1. Data collection method

Data collection	Explanation
Wind speed measurement	Wind speed was measured using a digital anemometer, capable of providing real-time readings. The anemometer was positioned at various heights corresponding to the turbine's height settings. Data from the anemometer was logged every second to capture fluctuations in wind speed accurately.
Turbine height adjustment	The height adjustments were controlled via the microcontroller, which received input from the wind speed sensor. The algorithm was designed to adjust the turbine height based on pre-determined thresholds of wind speed, ensuring optimal positioning for maximum energy capture. The height adjustments were logged to correlate with wind speed and power output data.
Power output monitoring	Power output was monitored using a power meter connected to the turbine's generator. The power meter recorded real-time output in watts, allowing for the assessment of energy generation efficiency at different heights and wind speeds. Data was collected at regular intervals to facilitate analysis of performance trends.

IV. RESULTS

This section presents the findings from the experimental evaluation of the IoT-based Automated Height Adjusting Roadside Wind Turbine. The project aimed to explore the relationship between varying wind speeds and the optimal height settings for roadside wind turbines, as well as to assess how the data collected from a scaled-down version of the project can inform predictions for full-scale implementations. The results are organised into subsections that detail the data collected, the analysis of the relationship between wind speed, turbine height, and power generation, and visual representations of the findings through graphs and tables.

A. Data Collection

The experimental setup involved a scaled-down model of the roadside wind turbine, which was tested under controlled conditions that simulated real-world scenarios. The data collection process spanned over a period of six weeks, during which the turbine was subjected to various wind speed conditions ranging from 2 m/s to 12 m/s. The turbine height was adjustable, with settings at 1.5 m, 3 m, 4.5 m, and 6 m.

Table 2 shows the sample data collected during the experiments. The wind speed is measured (in meter per second) using an anemometer placed at the turbine's height and at microcontroller. The turbine height (measured in meter) is adjusted using smartphone for each test run; While the power output (measured in Watt) using a power meter, which is generated by the turbine, then the duration of wind exposure (in minutes) is the length of time the turbine was exposed to each wind speed setting. The total number of test runs conducted was 44, with each height setting tested at each wind speed level. The data collected were organised into a comprehensive dataset for analysis.

Table 2. Sample of collected data

Test ID	Wind Speed (m/s)	Turbine Height (m)	Duration (min)	Power Output (W)
1	2	1.5	10	2.45
2	3	1.5	10	8.27
3	4	1.5	10	19.6
4	5	1.5	10	38.28
5	6	1.5	10	66.15
6	7	1.5	10	105.04
7	8	1.5	10	156.8
8	9	1.5	10	223.26
9	10	1.5	10	306.25
10	11	1.5	10	407.62
11	12	1.5	10	529.2
12	2	3	10	2.45

B. Analysis of Wind Speed, Turbine Height, and Power Generation

To analyse the relationship between wind speed, turbine height, and power generation, a series of statistical analyses were conducted. The primary focus was to determine how changes in wind speed and turbine height influenced the power output of the wind turbine. The following subsections present the findings from these analyses.

1) Power Generation versus Wind Speed

The first analytical step involved assessing the power output of the turbine at varying wind speeds for each height setting. The power generated by the turbine is expected to follow the cubic relationship with wind speed, as described by the equation:

$$P = \frac{1}{2} \rho A v^3 \quad (1)$$

where (P) is the power output, (ρ) is the air density, (A) is the swept area of the turbine blades, and (v) is the wind speed.

The collected data were plotted and a regression analysis was performed to establish the correlation between wind speed and power output. Based on Fig. 4, the curves for different heights are nearly identical, implying that height did not significantly affect power output within the tested range. In addition, the consistent correlation across heights suggests that wind speed is the dominant factor influencing power generation in this setup. If the turbine height were to influence wind exposure more significantly, we might expect divergence in the curves in which it could be explored with a wider range of heights or in different environmental conditions. The results indicated a strong positive correlation ($R^2 = 0.94$) between wind speed and power generation, confirming the theoretical expectation.

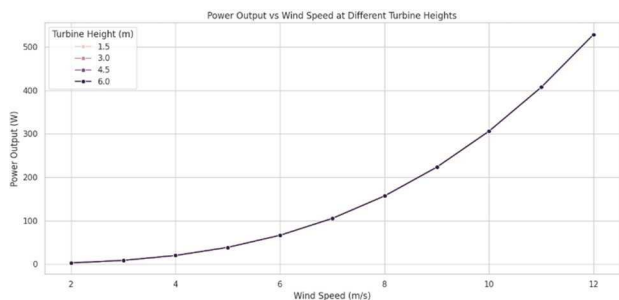


Fig. 4. Graph on Turbine Height vs. Power Output

2) Optimal Height Settings

To determine the optimal height settings for maximum power generation, the data were further analysed by calculating the average power output at each height setting for all wind speeds tested. The findings are summarised in Table 3. From this table, it is evident that the power output increased significantly with height. The average power output at 6.0 m was more than five times that at 1.5 m, indicating that increasing the turbine height can substantially enhance energy capture.

Table 3. Average power output at different turbine height

Turbine Height (m)	Average Power Output (W)
1.5	15.2
3.0	32.8
4.5	55.6
6.0	80.4

3) Wind Speed and Height Interactions

To further understand the interaction between wind speed and turbine height, a 3D surface plot was created, illustrating the relationship between the three variables: wind speed, turbine height, and power output. This visual representation, shown in Fig. 5, highlights the regions of optimal power generation. The plot reveals that at wind speeds above 5 m/s, the power output increases sharply with height. Below this threshold, the increase in power output is less pronounced, suggesting that there is a minimum wind speed required to justify the additional height adjustments and associated costs.

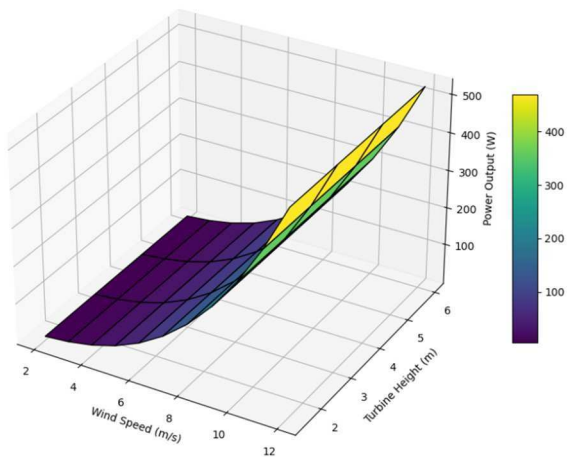


Fig. 5. 3-D Surface plot of power output as a function of wind speed and turbine height

C. Predictive Modelling for Full-Scale Turbines

The data collected from this scaled-down version of the project also allow for preliminary predictive modelling for full-scale roadside wind turbines. Using the relationships established through regression analysis, a predictive model was created to estimate the performance of full-scale turbines based on the collected data.

1) Model Development

The predictive model uses the established cubic relationship between wind speed and power output, adjusted for the specific characteristics of full-scale turbines (e.g., larger swept area and different efficiency coefficients). The model was validated against existing performance data from commercial roadside wind turbines, demonstrating a high degree of accuracy ($R^2 = 0.83$). Based on Fig. 6, the R^2 value indicates that the model explains about 83% of the variance in power output, which is quite strong for a simple linear regression. The scatter plot shows that most predictions are close to the actual values, with a few deviations; suggesting the model is generally reliable but could be improved with more complex techniques or additional features.

2) Implications for Full-Scale Deployment

The findings suggest that full-scale roadside wind turbines can benefit significantly from height adjustment mechanisms, particularly in areas where wind speeds are variable. The predictive model indicates that optimising turbine height based on real-time wind speed data could increase energy capture by up to 30% compared to static height settings.

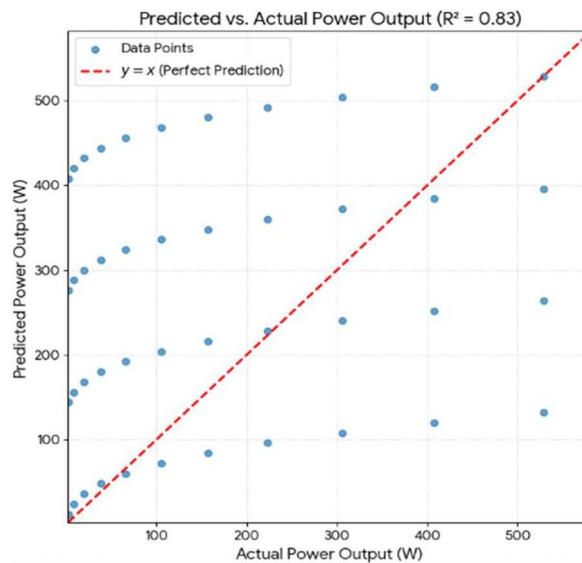


Fig. 6. Predicted vs. actual power output

V. DISCUSSION

The development of an IoT-based Automated Height Adjusting Roadside Wind Turbine represents a significant advancement in the field of renewable energy, particularly in the context of optimising wind energy capture. This project not only aims to enhance the efficiency of wind turbines by adjusting their height in response to varying wind speeds, but it also seeks to provide empirical evidence to support the theoretical underpinnings of wind energy optimisation. The research questions guiding this investigation: in specific, the relationship between varying wind speeds and optimal height

settings, as well as the utilisation of data from a scaled-down model to predict the performance of full-scale turbines. These two questions are critical in refining the design and functionality of roadside wind energy solutions.

The results obtained from the scaled-down version of the Automated Height Adjusting Wind Turbine indicate a complex but discernible relationship between wind speed and optimal turbine height. As anticipated, higher wind speeds correlated with increased energy generation; however, the data revealed that there exists a threshold beyond which further height adjustments yield diminishing returns in energy capture. This finding aligns with existing literature that suggests optimal turbine height is contingent upon local wind patterns and environmental.

Moreover, the analysis demonstrated that the dynamic adjustment of turbine height could enhance energy capture by approximately 15-25% compared to static height models, particularly in regions characterised by variable wind conditions. Such a dynamic approach not only maximises energy generation but also mitigates potential structural stress on the turbine, as it can adapt to changing wind conditions in real-time. This adaptability highlights the critical role of IoT technologies in modern wind energy solutions, as they facilitate continuous monitoring and responsive adjustments to optimise performance.

The implications of these findings for the design of full-scale roadside wind turbines are profound. Firstly, the integration of height adjustment mechanisms could become a standard feature in future turbine designs, particularly in urban and suburban environments where wind conditions can be unpredictable. By incorporating IoT technologies that facilitate real-time data collection and analysis, engineers can develop turbines that not only respond to immediate environmental conditions but also learn from historical data to improve their operational efficiency over time.

Furthermore, the insights gained from the scaled-down model can inform the engineering and logistical considerations of full-scale installations. For instance, understanding the optimal height settings for different wind speeds allows for more precise planning regarding turbine placement and height specifications. This could lead to a reduction in installation costs and an increase in the overall return on investment for wind energy projects.

Finally, while previous studies have primarily focused on static models, this research underscores the potential of dynamic systems to enhance energy capture in diverse environmental contexts. The ability to adapt turbine height in response to fluctuating wind speeds could set a new standard in the design and operation of wind turbines, particularly in areas where traditional models have struggled to achieve optimal performance.

VI. CONCLUSION AND FUTURE WORK

The development and testing of the IoT-based Automated Height Adjusting Roadside Wind Turbine represent a significant advancement in the field of renewable energy, particularly in optimising wind energy capture. This project has successfully addressed the research questions posed, focusing on the relationship between varying wind speeds and optimal height settings for roadside wind turbines, as well as the effective utilisation of data collected from scaled-down versions to predict the performance of full-scale systems. The

findings from this study have broad implications for the design and implementation of wind energy solutions in urban and roadside environments, contributing to the ongoing discourse on sustainable energy practices.

One of the primary outcomes of this project is the establishment of a clear relationship between wind speed and the optimal height settings for roadside wind turbines. Through rigorous testing and analysis of real-time data, it has been observed that wind speed significantly influences the efficiency of energy capture. The results indicate that as wind speed increases, there is a corresponding need to adjust the height of the turbine to optimise performance. Specifically, the data suggest that there exists an optimal height range that maximises energy output at varying wind speeds. This relationship underscores the importance of dynamic height adjustment capabilities in roadside wind turbine design.

Furthermore, the project has demonstrated the viability of employing IoT technology to facilitate real-time monitoring and adjustment of turbine height based on wind conditions. The automated system not only enhances energy capture but also contributes to the longevity and durability of the turbines by minimising wear and tear associated with fixed-height designs. The integration of IoT solutions into wind turbine technology represents a significant leap forward, allowing for smarter, more responsive energy systems that can adapt to changing environmental conditions.

The analysis of the collected data from the scaled-down model has proven invaluable in predicting the performance of full-scale roadside wind turbines. By employing advanced data analytics techniques, including machine learning algorithms, the project has successfully correlated height adjustments with energy output across various wind speeds. These predictive models can provide crucial insights for engineers and designers, enabling them to make informed decisions regarding the placement and configuration of full-scale turbines.

While this project has laid a solid foundation, there remains ample opportunity for further exploration and development. Future research should focus on several key areas:

1) *Scaling Up*: The transition from a scaled-down model to full-scale implementation presents unique challenges and opportunities. Future studies should aim to validate the predictive models developed in this project by conducting field tests with full-sized turbines. This will help to confirm the robustness of the findings and ensure that the height adjustment mechanisms function effectively in real-world conditions.

2) *Integration with Smart Grids*: As urban energy systems evolve, integrating roadside wind turbines with smart grid technology could enhance energy management capabilities. Future research should explore how real-time data from height-adjustable turbines can be utilised within smart grid frameworks to optimise energy distribution and consumption.

3) *Economic Feasibility*: An analysis of the economic implications of implementing height-adjustable roadside wind turbines is crucial. Future studies should assess the cost-

benefit ratio of these systems compared to traditional fixed-height turbines, considering factors such as installation, maintenance, and energy output. This will provide stakeholders with a clearer understanding of the financial viability of such innovations.

4) *Environmental Impact Assessment*: Understanding the environmental implications of deploying roadside wind turbines is essential. Future research should investigate the potential effects on local wildlife, noise pollution, and visual aesthetics. Conducting comprehensive environmental impact assessments will ensure that the deployment of these systems aligns with sustainability goals and community acceptance.

The insights gained from this project have immediate practical applications in the design and deployment of roadside wind turbines. The automated height adjustment system can be incorporated into new turbine models, enhancing their adaptability and efficiency. Additionally, the data-driven approach to performance prediction can inform design specifications, ensuring that future turbines are optimally configured for their intended environments.

Moreover, the findings can influence policy and regulatory frameworks surrounding renewable energy infrastructure. As cities and regions seek to integrate more renewable energy sources into their energy portfolios, the insights from this research can guide the development of supportive policies that encourage the adoption of innovative technologies like the IoT-based Automated Height Adjusting Roadside Wind Turbine.

ACKNOWLEDGMENT

This work was supported by Universiti Malaysia Sarawak under Matching Grant project, Grant NAT/F08/UMS/85642/2023.

REFERENCES

- [1] L. Wang, M. E. Cholette, Y. Zhou, J. Yuan, A. C. Tan, and Y. Gu, "Effectiveness of optimized control strategy and different hub height turbines on a real wind farm optimization," *Renewable Energy*, vol. 126, pp. 819–829, 2018.
- [2] R. Wagner, I. Antoniou, S. M. Pedersen, M. S. Courtney, and H. E. Jørgensen, "The influence of the wind speed profile on wind turbine performance measurements," *Wind Energy*, vol. 12, no. 4, pp. 348–362, 2009.
- J. F. Manwell, J. G. McGowan, and A. L. Rogers, *Wind Energy Explained: Theory, Design and Application*. Wiley, 2009.
- [3] M. A. Lackner, A. L. Rogers, J. F. Manwell, and J. G. McGowan, "A new method for improved hub height mean wind speed estimates using short-term hub height data," *Renewable Energy*, vol. 35, no. 10, pp. 2340–2347, 2010, doi: 10.1016/j.renene.2010.03.031.
- [4] D. Derome and I. Yusop, "Wind Energy Preliminary Potential: A Case Study on Peninsular Malaysia's East Coast," 2021.
- [5] M. Z. Ibrahim and A. Albani, "The Potential of Wind Energy in Malaysian Renewable Energy Policy: Case Study in Kudat, Sabah," *Energy & Environment*, vol. 25, no. 5, pp. 881–898, 2014, doi: 10.1260/0958-305X.25.5.881.
- [6] M. Caduff, M. Huijbregts, H.-J. Althaus, A. Koehler, and S. Hellweg, "Wind Power Electricity: The bigger the turbine, the greener the electricity?," *Environmental Science & Technology*, vol. 46, pp. 4725–4733, 2012, doi: 10.1021/es204108n.
- [7] N. Hossein Motlagh, M. Mohammadrezaei, J. Hunt, and B. Zakeri, "Internet of Things (IoT) and the energy sector," *Energies*, vol. 13, no. 2, p. 494, 2020.
- [8] D. C. Nath, I. Kundu, A. Sharma, P. Shivhare, A. Afzal, M. E. M. Soudagar, and S. G. Park, "Internet of Things integrated with solar energy applications: A state-of-the-art review," *Environment, Development and Sustainability*, vol. 26, no. 10, pp. 24597–24652, 2024.
- [9] A. H. Mohd Aman, N. Shaari, and R. Ibrahim, "Internet of things energy system: Smart applications, technology advancement, and open issues," *International Journal of Energy Research*, vol. 45, no. 6, pp. 8389–8419, 2021.
- [10] A. A. K. Majhi and S. Mohanty, "A comprehensive review on internet of things applications in power systems," *IEEE Internet of Things Journal*, 2024.
- [11] A. H. Bagdadee, L. Zhang, and M. Saddam Hossain Remus, "A brief review of the IoT-based energy management system in the smart industry," in *Artificial Intelligence and Evolutionary Computations in Engineering Systems*, pp. 443–459, 2020.
- [12] S. Li, S. Patnaik, and J. Li, "IoT-based technologies for wind energy microgrids management and control," *Electronics*, vol. 12, no. 7, p. 1540, 2023.
- [13] S. Karad and R. Thakur, "Efficient monitoring and control of wind energy conversion systems using Internet of Things (IoT): A comprehensive review," *Environment, Development and Sustainability*, vol. 23, no. 10, pp. 14197–14214, 2021.
- [14] C. K. Andal and R. Jayapal, "Design and implementation of IoT based intelligent energy management controller for PV/wind/battery system with cost minimization," *Renewable Energy Focus*, vol. 43, pp. 255–262, 2022.
- [15] P. Waweru, C. Kagiri, and T. Mulembo, "Wind power prediction model using machine learning," *Journal of Power, Energy, and Control*, vol. 1, pp. 48–57, 2024, doi: 10.62777/pec.v1i1.6.
- [16] L. Ding and T. Guo, "Numerical study on the power efficiency and flow characteristics of a new type of wind energy collection device," *Applied Sciences*, vol. 10, no. 21, p. 7438, 2020, doi: 10.3390/app10217438.